

EO M107.02- Identify Army Cadet Ranks and Officer Ranks

Instructor: Sgt. Cadet

Date: March 7, 2009

Time: 30 minute period

References: A. A0-001 A-AD-265-000/AG-001 DHH 3-2. (2001). Canadian Forces Dress Instructions. Ottawa, ON: The Department of National Defence
B. A0-009 A-AA-100-000/AA-003 Canadian Forces. (2006). QR&O Chapter 3, Section 1 Ranks and Designations of Ranks: Ottawa, ON: The Department of National Defence
C. A2-030 D Cds. (2005). CATO 40-03, Army Cadet Ranks and Cadet Corps Establishment. CATO (Vol. 4, 5 pages). Ottawa, ON
D. A-CR-CCP-701-/PG-001. Royal Canadian Army Cadet Green Star – Qualification Standard and Plan

MTP(s):

- 1.) NCM rank structure
- 2.) Officer rank structure
- 3.) General rank structure

Training Aids:, Display board of NCM and Officer rank badges, sample of Lt gold stripes, Rank dice

Introduction

1 min

Who: Sgt Cadet

What: EO M107.02 Identify Army Cadet Ranks and Officer Ranks

Where: Cadets will use this knowledge when addressing or identifying NCM's or officers within their corp, at summer camp, or throughout a possible military career.

Why: Cadets must know the rank structure to succeed within the program and/ or in the military, and must also know the rank of an individual to correctly address them.

**there will be a test at the end of this lesson

Review

2 min




EO M107.01 Participate in a discussion on year one training

What are some of the training subjects you will encounter in your first year of training?

Citizenship, community service, leadership, personal fitness and healthy living, recreational sports, air rifle and marksmanship, general cadet knowledge, drill, CHAP.

What is an expedition?

It is defined as any activity that consists of dynamic travel of no less than 36 hours in duration where there is clear goal association with the activity.

<u>Body</u>	<u>Instructor Notes</u>
<p><u>Stage 1- NCM Rank Structure</u></p> <p>- Cadet (lowest rank) – no badge</p> <p>- Private (one chevron)</p>  <p><small>Private/Cadet soldier</small></p> <p>- Corporal (two chevrons)</p>  <p><small>Corporal / Corporal</small></p> <p>- Master Corporal (two chevrons with a maple leaf over top)</p>  <p><small>Master Corporal / Corporal-chef</small></p>	<p>5 min</p> <p>Craftsman (EME/GEM) Signalman (Signals) Sapper (Engineers) Trooper (Armour) Gunner or Lance Bombardier (Artillery) Guardsmen (Guards) Rifleman or Lance Corporal or Highlander (Infantry and other support regiments)</p> <p>-Bombardier (Artillery)</p> <p>-Master Bombardier (Artillery)</p>

- Sergeant (three chevrons with a maple leaf over top)



Sergeant / Sergent

- Warrant officer (Crown)



Warrant Officer / Adjudant

- Master warrant officer (crown with laurel wreath)



Master Warrant Officer
Adjudant-major

-Chief warrant officer (highest rank)
(Canadian Coat of Arms)



Chief Warrant Officer
Adjudant-chef

Rank insignia of the army cadets is the same as the NCM rank insignia of the army element of the Canadian Forces.

** ask for questions

-Colour Sergeant (Guards)

-have successfully completed the NSCE;
-have held the confirmed rank of WO for at least 6 months

-there must be a vacancy on the corps CWO establishment - one per corps; and
-Chief Warrant Officers almost always serve as Regimental Sergeant Major of their corps.

Confirmation:

- 1.) How many chevrons does a sergeant have?
- 2.) What are the leaves surrounding the crown on the warrants badge called?

Stage 2- Officer Rank Structure:

- Officer cadet



- Second lieutenant (lowest rank)



- Lieutenant



- Captain



- Major



- Lieutenant colonel



1 min

- Three chevrons and a maple leaf
- laurel leaves

4 min
(subordinate officer)

(junior officers)

CREST- major badge resembles a two way road
-this helps cadets remember what the badge looks like

- Colonel (highest rank)



**ask for questions

Confirmation:

1.) What does the major badge look like?

2.) What is the lowest officer rank?

Stage 3- General Rank

Structure:

All general ranks have a thick, solid gold bar on the cuffs of their tunic:

- Brigadier general (lowest rank)



- Major general



- Lieutenant general



- General (highest rank)



1 min

** pose, pause, pounce

• Two medium gold bars with a thin gold bar in between

• Second lieutenant

3 min

<p>** To remember the general ranks, remember the acronym “Be My Little General” for brigadier, major, lieutenant, and general.</p> <p>**ask for questions</p> <p><u>Confirmation:</u></p> <p>1.) List the general ranks in order lowest to highest:</p> <p>2.) How many bars do all general ranks have on their cuff of their uniform?</p>	<p>1 min</p> <p>**pose, pause, pounce</p> <ul style="list-style-type: none"> • Brigadier, major, lieutenant, general • One thick gold bar
--	---

**** Explain end of lesson test and give it** 10 min.

I will roll the rank dice and you are to write down the rank name.

Conclusion: 2 min.

Who: Sgt. Prowse

What: EO M107.02 Identify Army Cadet Ranks and Officer Ranks

Where: As a cadet, you will use this information when addressing or identifying an NCM or Officer throughout your cadet and military career

Why: Cadets must know the rank structure to properly address individuals within their Corp, and correctly follow the Chain of Command

MTP’s:

- 1.) NCM rank structure
- 2.) Officer rank structure
- 3.) General rank structure

**Comment on cadets progress

Next lesson: EO M107.03 Observe rules and procedures for the paying of compliments